


Baptistry Window Installation

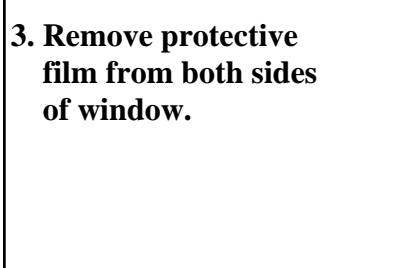
For best results, window should be installed after the baptistry has been properly installed. If you need further assistance, please call 1-877-637-8883.




1. All windows are pre-cut for a loose fit. Before removing protective paper, place window in channel to ensure proper fit.




2. Place a 1/4" bead of caulk inside the window channel.



3. Remove protective film from both sides of window.



4. Gently place window in channel. Gently seat the window in the caulk bed.



5. Use remaining caulk to fill in gaps on the inside and outside of window channel.



6. Use a putty knife to smooth caulk.

Caulk must dry for 24 hours before use.



Old Fashioned Craftsmanship With Modern Composites Technology